



# LECTURE TITLE

جامعة ساوة

كلية التربية

قسم اللغة الانكليزية

المرحلة الثانية

- المادة : المحادثة


## UNIT 7

### Get ready to **listen and speak**

- Who do you prefer to travel with?  
with family ☐ with friends ☐ alone ☐ with your partner ☐
- Which is the best way to travel?  
with a tour, where everything is organized for you ☐  
just booking hotels and transport in advance ☐  
with no fixed plan, making all the arrangements yourself en route ☐
- Match each type of holiday (a–f) with a picture (1–6).  
a a cruise ☒ b a skiing holiday ☐ c a holiday by the seaside ☐  
d a city break ☐ e a camping holiday ☐ f an activity holiday ☐

## LISTENING

### A Listening – Types of holiday

- 1  52 Listen and write the type of holiday each speaker prefers.

- 1 a holiday by the seaside
- 2
- 3
- 4
- 5
- 6

## CONT

### 2 Listen again and complete the key words and expressions that help identify each type of holiday each speaker is describing.

- 1: relaxing on the beach , swimming , playing in the sea , making sand castles
- 2: looking around \_\_\_\_\_ , going to \_\_\_\_\_ , hopping on a \_\_\_\_\_ bus
- 3: catching the \_\_\_\_\_ , top of the \_\_\_\_\_ , \_\_\_\_\_ down, fantastic \_\_\_\_\_
- 4: \_\_\_\_\_ riding, \_\_\_\_\_ , \_\_\_\_\_-riding, doing \_\_\_\_\_ things
- 5: being \_\_\_\_\_ , waking up in a \_\_\_\_\_ , going \_\_\_\_\_
- 6: sit on the \_\_\_\_\_ and relax, look \_\_\_\_\_

## CONT

### 2 53 Listen again and answer these questions.

- a What does *prpn* mean? .....
- b How long does it take to drive from:
  - Vancouver to Lake Louise? .....
  - Lake Louise to Jasper? .....
  - Jasper to Calgary? .....
- c What can you do in these places?
  - Jasper National Park: .....
  - .....
  - Calgary: .....

# STRATEGIES

## C Speaking – Travel tips

### Speaking strategy: Making recommendations

1 Look at the expressions below. Which can you use:

- a to recommend someone does something?
- b to recommend someone *doesn't* do something?

- 1 It's well worth ...ing ☒ a
- 2 Don't bother ...ing ☐
- 3 You should definitely ... ☐
- 4 It's not really worth ...ing ☐
- 5 I recommend (that) you ... ☐
- 6 I wouldn't ... if I were you. ☐
- 7 I recommend ...ing. ☐

## FOCUS ON

### Focus on ... phrasal verbs



Complete the sentences using these particles.

around to off back in out of back up off

- a What time shall we set .....off..... tomorrow?
- b We'll pick you ..... at six.
- c I forgot to bring ..... any souvenirs, I'm afraid.
- d I'm looking forward ..... this trip.
- e You can't check ..... before 2 pm.
- f The best way to get ..... the city is by tram.
- g We checked ..... the hotel and left.
- h All my friends saw me ..... at the airport.
- i I didn't get ..... to the hotel until very late.

CONT

## **D Speaking – Booking a day trip**

### **Speaking strategy: Asking for detailed information**

- 1 You can ask these questions if you want to go on a day trip or excursion.**

What time does it leave?

Where does it leave from?

How long does it last?

What exactly is included?

Are there any hidden extras?



## CONT

- 3 Look at this advert for another cruise.  
What questions can you ask for more information?

What time does it leave?  
\_\_\_\_\_  
\_\_\_\_\_





### **Did you know ...?**

In British English, you *rent* or *hire* cars, bikes, DVDs and electronic equipment. In American English, *hire* is only used for people.

### Sound smart

#### Missing sounds – /t/, /d/ and /h/

- 1  **59** Listen to this sentence. Notice that the sounds /t/, /d/ and /h/ often disappear in connected speech. Why doesn('t) she ren(t) the For(d) Fiesta? Did (h)e say (h)e'd (h)ave the car for nex(t) week?
- 2 Look at sentences a–h. Which /t/, /d/ and /h/ sounds do you think are not pronounced?
  - a I've go(t) jus(t) one question.
  - b You didn't say you couldn't swim.
  - c We could go tomorrow.
  - d You must be tired.
  - e Have you played before?
  - f I managed to talk to her last night.
  - g Are you taking him to the station?
  - h I didn't know the answer, so I kept quiet.
- 3  **60** Listen and check. Then listen again and repeat.





















































# LISTENING





