



# LECTURE TITLE

جامعة ساوة

كلية التربية

قسم اللغة الانكليزية

المرحلة الثانية

- المادة : المحادثة

## UNIT 8

### Get ready to listen and speak

- Where was the last place you visited on a sightseeing trip? Did you enjoy it?

.....

.....

- What is the best way to look around a city? Number these options in order (1–4).

on your own .....

with a friend .....

with a group of friends .....

on a guided tour .....

- Put each verb in the correct place.

go on   work out   travel   ~~do~~   have

a do some sightseeing / everything on your list


b ..... a look around / a rest

c ..... where you are / what to do

d ..... a guided tour / an excursion

e ..... around by bus / independently

# LISTENING

- 1  Mark is asking his friend Emmanuel for advice on going to Paris. Listen and tick ✓ the topics Emmanuel mentions.

accommodation ☒ food ☐ money ☐ safety ☐  
transport ☐ nightlife ☐ weather ☐ attractions ☐

- 2  Tick ✓ True or False for each statement. Then listen again and check.

	True	False
a Mark is going to Paris next weekend.	<input type="checkbox"/>	<input checked="" type="checkbox"/>
b He hasn't found anywhere to stay yet.	<input type="checkbox"/>	<input type="checkbox"/>
c Taking the Metro is easy but expensive.	<input type="checkbox"/>	<input type="checkbox"/>
d It's possible to walk to most of the main sights.	<input type="checkbox"/>	<input type="checkbox"/>
e Changing money can be difficult.	<input type="checkbox"/>	<input type="checkbox"/>
f Emmanuel thinks Paris is more dangerous than London.	<input type="checkbox"/>	<input type="checkbox"/>

# FOCUS ON

## Focus on ... describing places



Match the adjectives which have a similar meaning.

- |                 |               |
|-----------------|---------------|
| a crowded       | vibrant       |
| b fascinating   | popular       |
| c lively        | international |
| d touristy      | beautiful     |
| e picturesque   | dirty         |
| f pricey        | packed        |
| g cosmopolitan  | historic      |
| h peaceful      | interesting   |
| i trendy        | expensive     |
| j old-fashioned | quiet         |
| k polluted      | fashionable   |

# STRATEGIES

## Speaking strategy: Making polite requests

- 1 Look at this extract. Underline the phrase Mark uses to ask Emmanuel for information about Paris.

As you're from Paris, I was wondering if you could give me some tips?

- 2 Here are some more expressions you can use. Notice the expressions in **bold**.

**Do you think you could** suggest a few places to see?

**I don't suppose you** know anywhere good to stay?

**I wonder if you'd mind** giving me a bit of advice?

# SPEAK UP

## **Speak up!**

**3** Imagine you are going on a short sightseeing trip. You know someone who comes from the place you are visiting. Ask politely for information.

Example: a

You say: I was wondering if you could suggest a good place to stay?

- a accommodation
- b weather
- c transport
- d safety
- e money
- f food
- g nightlife
- h shopping

# STRATEGIES

## C Speaking – Finding out information (2)

### Speaking strategy: Asking for recommendations

#### 1 Underline the expressions you can use to ask for recommendations.

Do you think I should exchange money at a bank or bureau de change?

Is it worth visiting the aquarium?

Do you think it's a good idea to walk to the castle, or is it too far?



Would you recommend going to the National Museum?





# SOUND SMART

## Sound smart Linking consonant–vowel

- 1  If a word ends in a consonant, and the next word begins in a vowel, then the consonant sound moves to the beginning of the next word. For example, *get up, stop over*. Listen to these examples.  
  
He told us a bit about when the Spanish arrived in Peru.  
An earthquake destroyed almost all of the city.
- 2 Look at these sentences and underline the sounds that are joined together.
  - a Can I take a brochure, please?
  - b We got on the boat and sailed across to the island.
  - c I want a table with a view of the sea, if possible.
  - d I had a good look around the castle.
  - e We went out with a group of friends that afternoon.
- 3  Listen and check. Then listen again and repeat.



## STRATEGIES

### **E Speaking – Asking questions**

#### **Speaking strategy: Interrupting politely**

- 1 In an informal talk it is usually possible to interrupt the speaker and ask a question. Here are some expressions you can use.

Sorry, can I ask a question? ☐

I'm sorry, but could I ask a question? ☐

Excuse me. I have a question. ☐

Sorry to interrupt, but ... ☐

Could I interrupt for a moment? ☐

### **Speaking strategy: Asking for further details**

- 1 Look at this extract from the guided tour. Underline the expression the tourist uses to ask for further details.**

Tourist: Sorry, can I ask a question?

Guide: Yes.

Tourist: What about the Incas? They were here before the Spanish, weren't they? Could you tell us a bit more about them?

- 2 Here are some more expressions you can use to ask for further information.**

Can you say (a bit) more about ...?

I'd like to know more about ...

I'd be interested to hear more about ...