

THE SILENT WAY



جامعة ساوة

كلية التربية

قسم اللغة الانكليزية

المرحلة الثالثة

رقم المحاضرة 10

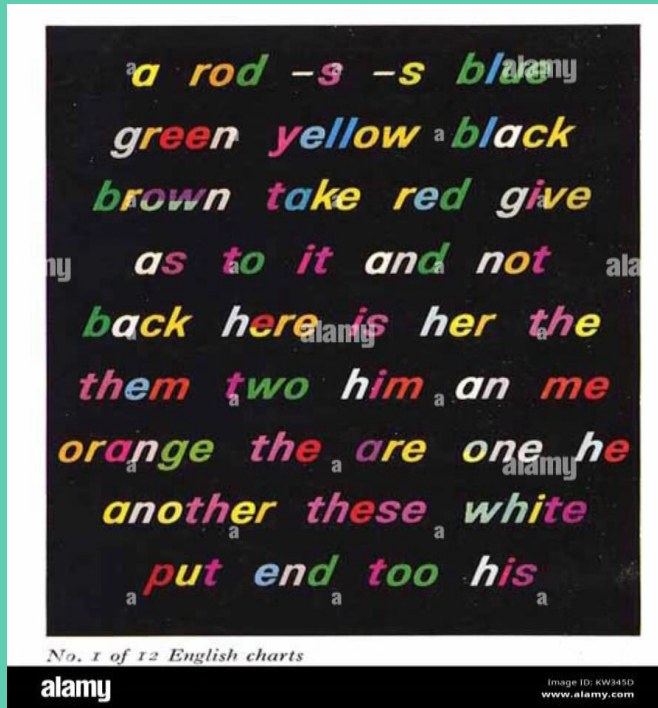
اسم المحاضر م. د. نسرین نور الدين محمد

THE SILENT WAY KEY TECHNIQUES CONT.

4- Self-correction gestures: The teacher, for instance, puts his palms together and then moves them outwards to signal to students the need to lengthen the particular vowel they are working on.


In another instance, the teacher indicates that each of his fingers represent a word in a sentence and use this to locate the trouble spot for the student.

5- Word Chart: The teacher, and later the students, points to words on the wall charts in a sequence so that students can read aloud the sentences they have spoken. The way the letters are colored helps the students with their pronunciation.





Questions

1. How can the teacher make the students self-correct in the Silent Way?

2. How can the teacher signal to the students in the Silent Way to lengthen a sound?
3. What is the word chart used for?
4. The way the letters are colored in the word chart helps the students with their

THE SILENT WAY KEY TECHNIQUES CONT.



6- Structured feedback:

Students are invited to make observations about the day's lesson and what they have learned.

The teacher accepts the students' comments in a non-defensive manner, hearing things that will help give him direction for where he should work when the class meets again.

#The students learn to take responsibility for their own learning by becoming aware of and controlling how they use certain learning strategies in class.

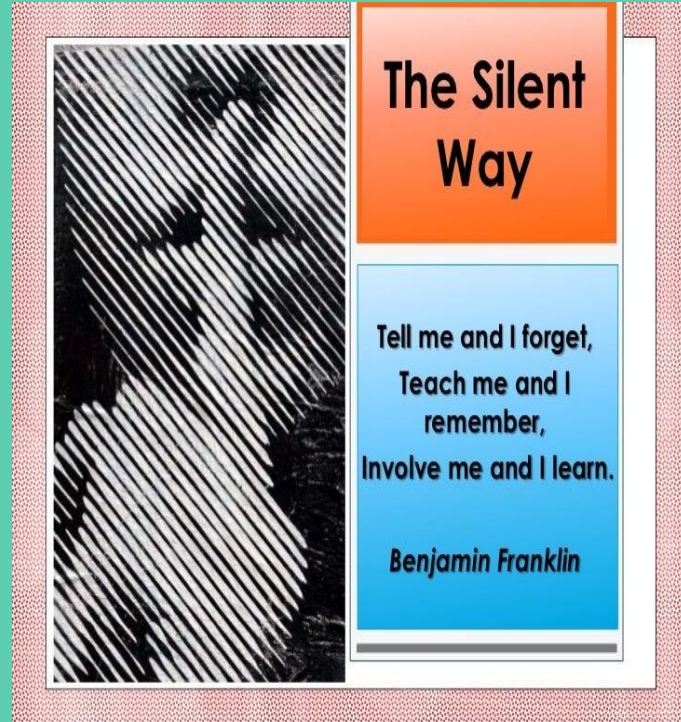


Questions

1. What is structured feedback in the Silent Way?
2. What is the expected behaviour of the teacher towards students' feedback in the Silent Way?
3. How does the feedback help teachers?
4. What do the students learn from the structured feedback?
(What is the outcome from using this technique)

ROLE OF THE STUDENT

Gattegno sees language learning as a process of personal growth resulting from growing Student awareness and self-challenge.



- The learner first experiences a "random or almost random feeling of the area of activity in question until one finds one or more cornerstones to build on. Then starts a systematic analysis, first by trial and error, later by directed experiment with practice of the acquired sub areas until mastery follows".
- Learners are expected to develop independence, autonomy, and responsibility.
- Independent learners are **those who are aware that they must depend on their own resources and realize that they can use "the knowledge of their own language to open up some things in a new language"** or that they can "take their knowledge of the first few words in the new language and figure out additional words by using that knowledge".



Questions

1. What is the role of the student in the Silent Way?
2. How do learners gain mastery in the Silent Way?
3. What are the learners expected to develop in the Silent Way?
4. What is the meaning of independent learners in the Silent Way?

ROLE OF THE TEACHER

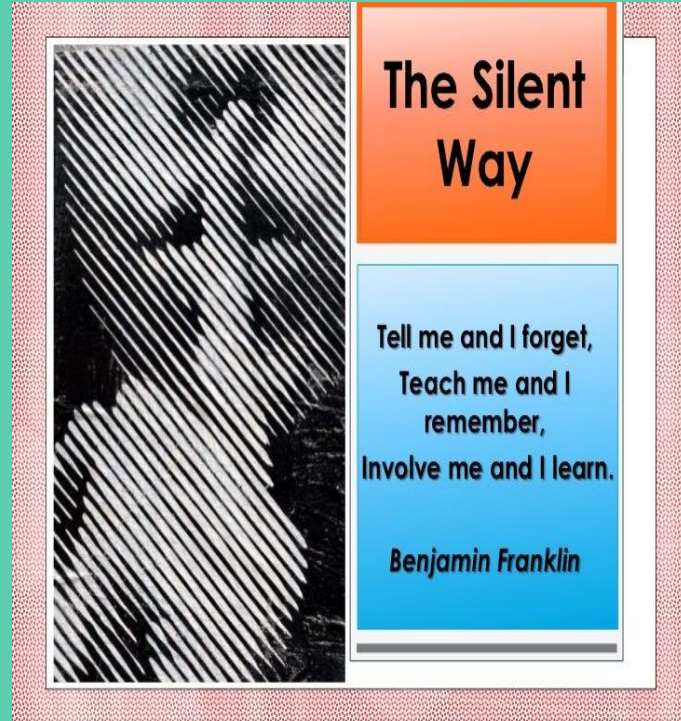
As the name of the method implies, silence is the main tool for teaching according to the Silent Way.

Unlike in traditional classrooms, the Silent Way teacher remains silent, providing an environment for students' own learning efforts by means of this silence

Stevick (1990) asserts, it is the teacher's function to teach, test and get out of the way.

The teacher assumes the role of a **facilitator** or **guide**, helping students along their journey of self-awareness and autonomy in language learning.

The teacher is like a **technician** or an **engineer**



Questions

1. What is the role of the teacher in the Silent Way?
2. What is the main tool for teaching in the Silent Way?
3. The teacher in the Silent Way assumes the role of a
.....



ADVANTAGES OF THE SILENT WAY

- 1- Students improve their vocabulary, that is, more interaction between students.
- 2- Students have the chance of correcting their own mistakes by themselves.
- 3- Co-operative spirit between learners is encouraged.
- 4- Learner-centered method.

Question patterns :

1. What are the advantages of the silent way
2. One of the following is an advantage of the silent way.
3. One of the advantages of the silent way is that

DISADVANTAGES OF THE SILENT WAY

- 1- Uses of charts will be only with small groups.
- 2-Too much silence is not good.
- 3- The learner works in isolation and communication is lacking badly in a Silent Way classroom.
- 4- The material (the rods and the charts) used in this method will certainly fail to introduce all aspects of language. Other materials will have to be introduced.

Question patterns :

1. What are the disadvantages of the silent way
2. One of the following is a disadvantage of the silent way.
3. One of the disadvantages of the silent way is that

